


Electric Process Heaters



Electric process heater / capacity 800 kW.

heatsystems Electric process heaters have been designed for the direct heating of various liquid and gaseous media. Electric process heaters are occasionally referred to as electric heat exchangers.

heatsystems electric process heaters are used preferably for heating:

- demineralised water
- totally desalinated water
- drinking water
- insulating oil
- transformer oil
- circuit water
- heavy oil
- heating water
- hydraulic oil
- lubricating oil
- turbine oil

- heat transfer fluids
- other liquid media
- non-flammable gaseous media and vapours
- superheating of steam

Usual materials for **heatsystems** electric process heaters

Shell and tube plate

- Steel
- Stainless steel AISI 316Ti (1.4571)
- Stainless steel AISI 316L (1.4404/1.4435)
- Stainless steel AISI 904L (1.4539)

Heating surface

- Stainless steel AISI 321 (1.4541)
- Stainless steel AISI 316L (1.4404/1.4435)
- Stainless steel AISI 309 (1.4828)

- Stainless steel AISI 316Ti (1.4571)
- Stainless steel AISI 904L (1.4539)
- Stainless steel Incolloy 800 (1.4876)
- Stainless steel Incolloy 825 (2.4858)
- Stainless steel Hastelloy C-278 (2.4819)
- Copper nickel CuNi10Fe
- Titanium Grade 2

Stand column

Steel, optionally stainless steel

heatsystems electric process heaters consist of the components:

Design and construction

Computer-aided design of the surface load of the heating surfaces ensures optimum form and load. Optimisation based on film temperature.

Electric Process Heaters



**Steam superheater consisting of two flow pipes with built-in electric flange heaters.
Operating pressure 10 bar (o), operating temperature 250 °C. Capacity 160 kW.**

Vessel

Designed as flow pipe, medium to be heated in shell, single or multi-way version. In order to ensure a high flow velocity and therefore a good transfer of the heat to the medium to be heated, the flow pipe is designed in such a way that the heating bundle is narrowly enclosed. Connections on the medium side as well as emptying and venting as flange or screw connections. Other connections are possible.

Heating surface

Highly compressed tubular heaters, rod-shaped cartridge heaters or oval pipe heaters. Material, dimensions and length individually adapted to the application. Welded gas-tight into the flange plate. Tubular heater diameter used are, e.g. 6.5 mm, 8.5 mm, 16 mm, cartridge heaters diameter 8.5 mm, 16 mm and 25 mm, oval heater diameter 16 x 6 mm. The optimum suitable heater is determined depending on the immersion length and the medium to be heated.

Connection housing

Steel plate, powder coated or stainless steel. On request material stainless steel AISI 316Ti (1.4571) or stainless steel AISI 316L (1.4404/1.4435). The heaters are wired to terminals ready to connect in the connection housing. Temperature monitors, temperature limiters or overheating protection are installed optionally. Electrical type of protection according to IP 54, IP 65 on request. Stationary heating and pressure compensation element to prevent condensation can be provided optionally.


Electric Process Heaters

Temperature controllers and limiters


Temperature controllers and/or temperature limiters (effective on the media) are installed in the connection housing on request. Optional: Overheating protection (effective on the heater surface). These elements can be designed electro-mechanically and for electronic evaluation (Pt 100, thermocouple).

Other options for **heatsystems** electric process heaters:

- dead-leg-free version
- roughness depth of the wetted parts Ra <0.8 µm
- surface blasted with glass beads
- material certificate according to EN 10204-3.1
- acceptance by TÜV, BV, GL, LR
- explosion-proof connection housing
- vertical (standing or hanging) version
- complete temperature control and temperature limiting, also with control cabinet as turn key solution
- combined heating, electric and with steam, hot water or heat transfer oil
- exchangeable ceramic heating elements
- thermal insulation
- heating in the connection housing to prevent condensation
- fan in the connection housing to prevent too high temperatures
- medium pump, also with pump control
- multi-way version



Electric process heater with removable heat insulation.



Mechanical fastening of the process heater, movable.


- installations for increasing the flow velocity
- medium-side connections as TriClamp
- safety valve
- mechanical fastening movable
- mounted on frame, ready to connect with control cabinet on request
- thaw heater

Compact Process Heaters for Drinking Water

If drinking water is to be heated reliably by means of a compact electric process heater despite restricted space, the compact process heater for drinking water developed by **heatsystems** takes over the job. This series unites the advantages of **heatsystems** compact electric flange heaters and **heatsystems** process heaters.

Special features of this version are:

- low surface load, approx. 32 W/sq. inch
- process heater made of stainless steel material AISI 316Ti (1.4571)
- flange plate made of stainless steel material AISI 316Ti (1.4571)
- heating surface made of copper nickel CuNi10Fe or stainless steel material AISI 904L (1.4539)
- welded version
- built in temperature controller, setting range 30 to 85 °C, switching difference 12 +/-6K
- built-in frost protection circuit
- built-in safety temperature limiter, switch-off temperature 110 °C -8K



Compact process heater for drinking water. Capacity 12 kW.

- temperature controller, frost protection circuit and temperature limiter wired for direct switching. Separate contactors are not necessary, only a fused supply cable
- medium side connections as fitting
- thermal insulation optionally available

heatsystems compact process heater can be combined with each other in double, triple or quad units.

Versions available standard versions with build-in temperature controllers and temperature limiters:

Capacity	2,0 kW	4,0 kW	6,0 kW	8,0 kW	10,0 kW	12,0 kW
Voltage	230 Volt AC	400 Volt 3ph	400 Volt 3ph	400 Volt 3ph	400 Volt 3ph	400 Volt 3ph
Current	8,7 Amps AC	5,8 Amps 3 ph	8,7 Amps 3 ph	11,6 Amps 3 ph	14,5 Amps 3 ph	17,4 Amps 3 ph
Item no.	D910 923	D910 924	D910 925	D910 926	D910 927	D910 928

Compact Process Heaters for Non-aggressive Circuit Water



Compact process heater for non-aggressive circuit water, capacity 12 kW.

Capacity 2 to 12 kW, finely graduated, medium circuit water. Horizontal installation position. Those are the conditions under which **heatsystems** compact process heaters can be used.

Shell

The shell is designed as a flow pipe. Stainless steel material is used. Medium side connections are designed as fitting.

Heating surface

Highly compressed heaters made of stainless steel are used.


Further option for **heatsystems** compact process heater:

- Vertical installation with connection housing at top or bottom
- Standard versions without temperature controllers and temperature limiters

Standard versions with built-in temperature controllers and temperature limiters:

Capacity	2,0 kW	3,0 kW	4,5 kW	6,0 kW	7,5 kW	9,0 kW	12,0 kW
Voltage	230/400 Volt	230/400 Volt	230/400 Volt	230/400 Volt	230/400 Volt	230/400 Volt	230/400 Volt
Length	1,000 mm	1,000 mm	1,000 mm	1,000 mm	1,000 mm	1,000 mm	1,000 mm
Item no.	D910 929	D910 930	D910 931	D910 932	D910 933	D910 934	D910 935

Electric Process Heaters



*Electric process heater for heating up
90 percent SO₂ gas with 10% steam.*

*Vessel made of stainless steel
AISI 904L (1.4539).*

*Heating surface made of Hastelloy
C 276 (2.4819).*

Capacity 200 kW.

Pressure 3.5 bar.

Temperature 300 °C.

Diameter 460 mm.

Length approx. 3,000 mm.

Electrically Heat Transfer Fluid System



*Complete heat transfer fluid system
with a capacity of 120 kW, equipped
with **heatsystems** electric flange
heaters.*

